

GD18

Metric & Inch



GOLD-P DRILLS

Competitive price and same performance as full TiN coating



YG-1 CO., LTD.

HEAD OFFICE

211, Sewolcheon-ro, Bupyeong-gu, Incheon, South Korea

Phone: +82-32-526-0909

Http://www.yg1.kr

E-mail:yg1@yg1.kr

Note The new address above has currently been updated since Korean new postal standard was valid from 2014.
Be noticed that the location of the Headquarters has NOT changed.



Tool specifications are subject to change without prior notice.

YG1GD180615003

GOLD-P DRILLS

Competitive price and same performance as full TiN coating

◎ : Excellent ○ : Good

ITEM	MODEL	DESCRIPTION	SIZE		PAGE
			MIN	MAX	
DIN					
D1GP125		HSS Straight Shank	<i>JOBBER</i>	D1.0 D13.0	4
D1GP165		HSS Straight Shank	<i>JOBBER</i>	D1.6 D13.0	6
DLGP195		HSSCo5 Straight Shank	<i>JOBBER</i>	D1.0 D13.0	8
DLGP506		HSSCo5 Straight Shank, DH100 for Deep Hole	<i>JOBBER</i>	D2.0 D13.0	10
JIS					
D1GP103		HSS Straight Shank	<i>REGULAR</i>	D1.0 D13.0	12
D1GP123		HSS Straight Shank	<i>REGULAR</i>	D1.0 D13.0	14
D2GP191		HSSCo8 Straight Shank	<i>REGULAR</i>	D1.0 D13.0	16
ANSI					
D1GP182 D8182		HSS Straight Shank, Fractional Size	<i>JOBBER</i>	D3/64 D3/4	18
D1GP139		HSS Straight Shank, Letter Size	<i>JOBBER</i>	A Z	19
D1GP138		HSS Straight Shank, Wire gauge Size	<i>JOBBER</i>	#56 #1	20
D2GP185		HSSCo8 Straight Shank, Fractional Size	<i>JOBBER</i>	D3/64 D1/2	21
D2GP186		HSSCo8 Straight Shank, Letter Size	<i>JOBBER</i>	A Z	22
D2GP187		HSSCo8 Straight Shank, Wire gauge Size	<i>JOBBER</i>	#56 #1	23
DLGP511		HSSCo5 Straight Shank, Fractional Size, DH100 for Deep Hole	<i>JOBBER</i>	D5/64 D1/2	24
DLGP513		HSSCo5 Straight Shank, Letter Size, DH100 for Deep Hole	<i>JOBBER</i>	A Z	24
DLGP512		HSSCo5 Straight Shank, Wire gauge Size, DH100 for Deep Hole	<i>JOBBER</i>	#47 #1	25
Gold-P Coated Drill Sets					26
RECOMMENDED CUTTING CONDITIONS					27

P			H	M	K	N			S		
Carbon Steels	Alloy Steels	Prehardened Steels	Hardened Steels		Stainless Steels	Cast Iron	Aluminum	Copper	Bronze	CFRP	Titanium
~HB225	HB225~325	HRC30~45	HRc45~55	HRc55~							
◎	◎				○		○				○
◎	◎				○		○				○
◎	◎				○		○				○
◎	◎					○					
◎	◎						○				
◎	◎						○				
◎	◎						○				
◎	◎						○				
◎	◎						○				
◎	◎						○				
◎	◎						○				
◎	◎						○				
◎	◎						○				
◎	◎						○				
◎	◎						○				

GOLD-P COATED DRILLS (DIN) HSS STRAIGHT SHANK

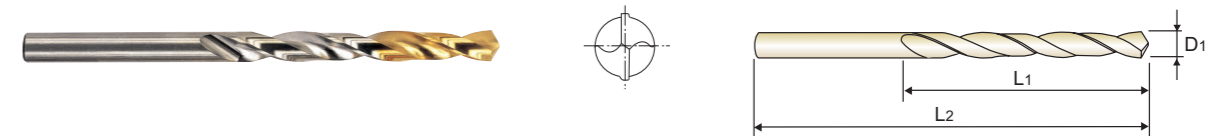
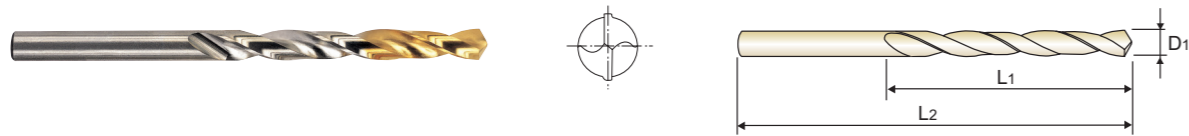
JOBBER D1GP125 SERIES

- ▶ **Flute Geometry** : Right hand helix
- ▶ **Point Angle** : 118°, Normal point
- ▶ **Surface Treatment** : TiN-tip coating
- ▶ **Application** : Drilling in Steels, Cast Steels Alloyed and Non-Alloyed, Stainless Steels, Aluminum and Titanium

GOLD-P COATED DRILLS (DIN) HSS STRAIGHT SHANK

JOBBER D1GP125 SERIES

- ▶ **Flute Geometry** : Right hand helix
- ▶ **Point Angle** : 118°, Normal point
- ▶ **Surface Treatment** : TiN-tip coating
- ▶ **Application** : Drilling in Steels, Cast Steels Alloyed and Non-Alloyed, Stainless Steels, Aluminum and Titanium



Unit : mm

EDP No.	Drill Diameter D1	Flute Length L1	Overall Length L2	EDP No.	Drill Diameter D1	Flute Length L1	Overall Length L2
D1GP125010	1.0	12	34	D1GP125041	4.1	43	75
D1GP125011	1.1	14	36	D1GP125042	4.2	43	75
D1GP125012	1.2	16	38	D1GP125043	4.3	47	80
D1GP125013	1.3	16	38	D1GP125044	4.4	47	80
D1GP125014	1.4	18	40	D1GP125045	4.5	47	80
D1GP125015	1.5	18	40	D1GP125046	4.6	47	80
D1GP125016	1.6	20	43	D1GP125047	4.7	47	80
D1GP125017	1.7	20	43	D1GP125048	4.8	52	86
D1GP125018	1.8	22	46	D1GP125049	4.9	52	86
D1GP125019	1.9	22	46	D1GP125050	5.0	52	86
D1GP125020	2.0	24	49	D1GP125051	5.1	52	86
D1GP125021	2.1	24	49	D1GP125052	5.2	52	86
D1GP125022	2.2	27	53	D1GP125053	5.3	52	86
D1GP125023	2.3	27	53	D1GP125054	5.4	57	93
D1GP125024	2.4	30	57	D1GP125055	5.5	57	93
D1GP125025	2.5	30	57	D1GP125056	5.6	57	93
D1GP125026	2.6	30	57	D1GP125057	5.7	57	93
D1GP125027	2.7	33	61	D1GP125058	5.8	57	93
D1GP125028	2.8	33	61	D1GP125059	5.9	57	93
D1GP125029	2.9	33	61	D1GP125060	6.0	57	93
D1GP125030	3.0	33	61	D1GP125061	6.1	63	101
D1GP125031	3.1	36	65	D1GP125062	6.2	63	101
D1GP125032	3.2	36	65	D1GP125063	6.3	63	101
D1GP125033	3.3	36	65	D1GP125064	6.4	63	101
D1GP125034	3.4	39	70	D1GP125065	6.5	63	101
D1GP125035	3.5	39	70	D1GP125066	6.6	63	101
D1GP125036	3.6	39	70	D1GP125067	6.7	63	101
D1GP125037	3.7	39	70	D1GP125068	6.8	69	109
D1GP125038	3.8	43	75	D1GP125069	6.9	69	109
D1GP125039	3.9	43	75	D1GP125070	7.0	69	109
D1GP125040	4.0	43	75	D1GP125071	7.1	69	109

Unit : mm

EDP No.	Drill Diameter D1	Flute Length L1	Overall Length L2	EDP No.	Drill Diameter D1	Flute Length L1	Overall Length L2
D1GP125072	7.2	69	109	D1GP125102	10.2	87	133
D1GP125073	7.3	69	109	D1GP125103	10.3	87	133
D1GP125074	7.4	69	109	D1GP125104	10.4	87	133
D1GP125075	7.5	69	109	D1GP125105	10.5	87	133
D1GP125076	7.6	75	117	D1GP125106	10.6	87	133
D1GP125077	7.7	75	117	D1GP125107	10.7	94	142
D1GP125078	7.8	75	117	D1GP125108	10.8	94	142
D1GP125079	7.9	75	117	D1GP125109	10.9	94	142
D1GP125080	8.0	75	117	D1GP125110	11.0	94	142
D1GP125081	8.1	75	117	D1GP125111	11.1	94	142
D1GP125082	8.2	75	117	D1GP125112	11.2	94	142
D1GP125083	8.3	75	117	D1GP125113	11.3	94	142
D1GP125084	8.4	75	117	D1GP125114	11.4	94	142
D1GP125085	8.5	75	117	D1GP125115	11.5	94	142
D1GP125086	8.6	81	125	D1GP125116	11.6	94	142
D1GP125087	8.7	81	125	D1GP125117	11.7	94	142
D1GP125088	8.8	81	125	D1GP125118	11.8	94	142
D1GP125089	8.9	81	125	D1GP125119	11.9	101	151
D1GP125090	9.0	81	125	D1GP125120	12.0	101	151
D1GP125091	9.1	81	125	D1GP125121	12.1	101	151
D1GP125092	9.2	81	125	D1GP125122	12.2	101	151
D1GP125093	9.3	81	125	D1GP125123	12.3	101	151
D1GP125094	9.4	81	125	D1GP125124	12.4	101	151
D1GP125095	9.5	81	125	D1GP125125	12.5	101	151
D1GP125096	9.6	87	133	D1GP125126	12.6	101	151
D1GP125097	9.7	87	133	D1GP125127	12.7	101	151
D1GP125098	9.8	87	133	D1GP125128	12.8	101	151
D1GP125099	9.9	87	133	D1GP125129	12.9	101	151
D1GP125100	10.0	87	133	D1GP125130	13.0	101	151
D1GP125101	10.1	87	133				

▶ NEXT PAGE

◎ : Excellent ○ : Good

P				H	M	K	N				S
Carbon Steels	Alloy Steels	Prehardened Steels	Hardened Steels	Stainless Steels	Cast Iron	Aluminum	Copper	Bronze	CFRP	Titanium	
~HB225	HB225~325	HRc20~40	HRc45~55 HRc55~								
◎	◎			○		○				○	

◎ : Excellent ○ : Good

P				H	M	K	N				S
Carbon Steels	Alloy Steels	Prehardened Steels	Hardened Steels	Stainless Steels	Cast Iron	Aluminum	Copper	Bronze	CFRP	Titanium	
~HB225	HB225~325	HRc20~40	HRc45~55 HRc55~								
◎	◎			○		○				○	

GOLD-P COATED DRILLS (DIN) HSS STRAIGHT SHANK

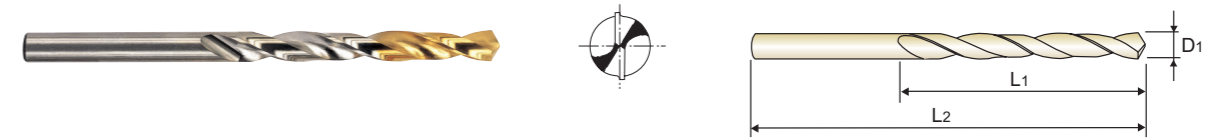
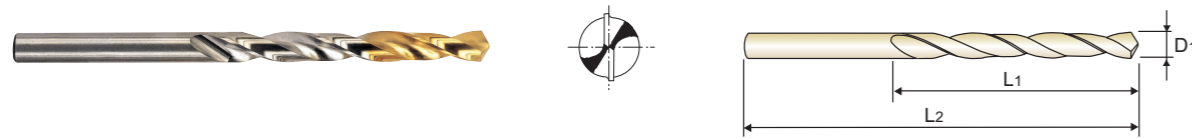
JOBBER D1GP165 SERIES

- ▶ **Flute Geometry** : Right hand helix
- ▶ **Point Angle** : 118°, Split point
- ▶ **Surface Treatment** : TiN-tip coating
- ▶ **Application** : Drilling in Steels, Cast Steels Alloyed and Non-Alloyed, Stainless Steels, Aluminum and Titanium

GOLD-P COATED DRILLS (DIN) HSS STRAIGHT SHANK

JOBBER D1GP165 SERIES

- ▶ **Flute Geometry** : Right hand helix
- ▶ **Point Angle** : 118°, Split point
- ▶ **Surface Treatment** : TiN-tip coating
- ▶ **Application** : Drilling in Steels, Cast Steels Alloyed and Non-Alloyed, Stainless Steels, Aluminum and Titanium



Unit : mm

EDP No.	Drill Diameter D1	Flute Length L1	Overall Length L2	EDP No.	Drill Diameter D1	Flute Length L1	Overall Length L2
D1GP165016	1.6	20	43	D1GP165046	4.6	47	80
D1GP165017	1.7	20	43	D1GP165047	4.7	47	80
D1GP165018	1.8	22	46	D1GP165048	4.8	52	86
D1GP165019	1.9	22	46	D1GP165049	4.9	52	86
D1GP165020	2.0	24	49	D1GP165050	5.0	52	86
D1GP165021	2.1	24	49	D1GP165051	5.1	52	86
D1GP165022	2.2	27	53	D1GP165052	5.2	52	86
D1GP165023	2.3	27	53	D1GP165053	5.3	52	86
D1GP165024	2.4	30	57	D1GP165054	5.4	57	93
D1GP165025	2.5	30	57	D1GP165055	5.5	57	93
D1GP165026	2.6	30	57	D1GP165056	5.6	57	93
D1GP165027	2.7	33	61	D1GP165057	5.7	57	93
D1GP165028	2.8	33	61	D1GP165058	5.8	57	93
D1GP165029	2.9	33	61	D1GP165059	5.9	57	93
D1GP165030	3.0	33	61	D1GP165060	6.0	57	93
D1GP165031	3.1	36	65	D1GP165061	6.1	63	101
D1GP165032	3.2	36	65	D1GP165062	6.2	63	101
D1GP165033	3.3	36	65	D1GP165063	6.3	63	101
D1GP165034	3.4	39	70	D1GP165064	6.4	63	101
D1GP165035	3.5	39	70	D1GP165065	6.5	63	101
D1GP165036	3.6	39	70	D1GP165066	6.6	63	101
D1GP165037	3.7	39	70	D1GP165067	6.7	63	101
D1GP165038	3.8	43	75	D1GP165068	6.8	69	109
D1GP165039	3.9	43	75	D1GP165069	6.9	69	109
D1GP165040	4.0	43	75	D1GP165070	7.0	69	109
D1GP165041	4.1	43	75	D1GP165071	7.1	69	109
D1GP165042	4.2	43	75	D1GP165072	7.2	69	109
D1GP165043	4.3	47	80	D1GP165073	7.3	69	109
D1GP165044	4.4	47	80	D1GP165074	7.4	69	109
D1GP165045	4.5	47	80	D1GP165075	7.5	69	109

Unit : mm

EDP No.	Drill Diameter D1	Flute Length L1	Overall Length L2	EDP No.	Drill Diameter D1	Flute Length L1	Overall Length L2
D1GP165076	7.6	75	117	D1GP165104	10.4	87	133
D1GP165077	7.7	75	117	D1GP165105	10.5	87	133
D1GP165078	7.8	75	117	D1GP165106	10.6	87	133
D1GP165079	7.9	75	117	D1GP165107	10.7	94	142
D1GP165080	8.0	75	117	D1GP165108	10.8	94	142
D1GP165081	8.1	75	117	D1GP165109	10.9	94	142
D1GP165082	8.2	75	117	D1GP165110	11.0	94	142
D1GP165083	8.3	75	117	D1GP165111	11.1	94	142
D1GP165084	8.4	75	117	D1GP165112	11.2	94	142
D1GP165085	8.5	75	117	D1GP165113	11.3	94	142
D1GP165086	8.6	81	125	D1GP165114	11.4	94	142
D1GP165087	8.7	81	125	D1GP165115	11.5	94	142
D1GP165088	8.8	81	125	D1GP165116	11.6	94	142
D1GP165089	8.9	81	125	D1GP165117	11.7	94	142
D1GP165090	9.0	81	125	D1GP165118	11.8	94	142
D1GP165091	9.1	81	125	D1GP165119	11.9	101	151
D1GP165092	9.2	81	125	D1GP165120	12.0	101	151
D1GP165093	9.3	81	125	D1GP165121	12.1	101	151
D1GP165094	9.4	81	125	D1GP165122	12.2	101	151
D1GP165095	9.5	81	125	D1GP165123	12.3	101	151
D1GP165096	9.6	87	133	D1GP165124	12.4	101	151
D1GP165097	9.7	87	133	D1GP165125	12.5	101	151
D1GP165098	9.8	87	133	D1GP165126	12.6	101	151
D1GP165099	9.9	87	133	D1GP165127	12.7	101	151
D1GP165100	10.0	87	133	D1GP165128	12.8	101	151
D1GP165101	10.1	87	133	D1GP165129	12.9	101	151
D1GP165102	10.2	87	133	D1GP165130	13.0	101	151
D1GP165103	10.3	87	133				

▶ NEXT PAGE

◎ : Excellent ○ : Good

P				H	M	K	N				S
Carbon Steels	Alloy Steels	Prehardened Steels	Hardened Steels	Stainless Steels	Cast Iron	Aluminum	Copper	Bronze	CFRP	Titanium	
~HB225	HB225~325	HRc20~40	HRc45~55 HRc55~								
◎	◎			○		○				○	

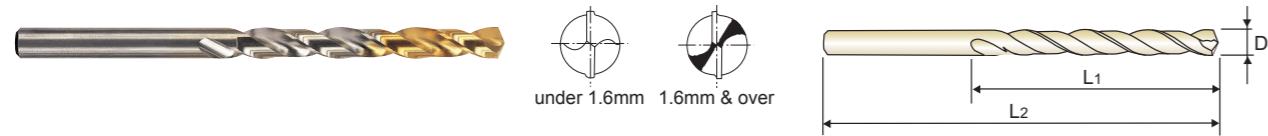
◎ : Excellent ○ : Good

P				H	M	K	N				S
Carbon Steels	Alloy Steels	Prehardened Steels	Hardened Steels	Stainless Steels	Cast Iron	Aluminum	Copper	Bronze	CFRP	Titanium	
~HB225	HB225~325	HRc20~40	HRc45~55 HRc55~								
◎	◎			○		○				○	

GOLD-P COATED DRILLS (DIN) HSSCo5 STRAIGHT SHANK

JOBBER DLGP195 SERIES

- ▶ **Flute Geometry** : Right hand helix
- ▶ **Point Angle** : 135°
under 1.6mm : Normal point
1.6mm & over : Split point
- ▶ **Surface Treatment** : TiN-tip coating
- ▶ **Application** : Drilling in Steels, Cast Steels Alloyed and Non-Alloyed, Stainless Steels, Aluminum and Titanium



Unit : mm			
EDP No.	Drill Diameter D1	Flute Length L1	Overall Length L2
DLGP195010	1.0	12	34
DLGP195011	1.1	14	36
DLGP195012	1.2	16	38
DLGP195013	1.3	16	38
DLGP195014	1.4	18	40
DLGP195015	1.5	18	40
DLGP195016	1.6	20	43
DLGP195017	1.7	20	43
DLGP195018	1.8	22	46
DLGP195019	1.9	22	46
DLGP195020	2.0	24	49
DLGP195021	2.1	24	49
DLGP195022	2.2	27	53
DLGP195023	2.3	27	53
DLGP195024	2.4	30	57
DLGP195025	2.5	30	57
DLGP195026	2.6	30	57
DLGP195027	2.7	33	61
DLGP195028	2.8	33	61
DLGP195029	2.9	33	61
DLGP195030	3.0	33	61
DLGP195031	3.1	36	65
DLGP195032	3.2	36	65
DLGP195033	3.3	36	65
DLGP195034	3.4	39	70
DLGP195035	3.5	39	70
DLGP195036	3.6	39	70
DLGP195037	3.7	39	70
DLGP195038	3.8	43	75
DLGP195039	3.9	43	75
DLGP195040	4.0	43	75
DLGP195041	4.1	43	75
DLGP195042	4.2	43	75
DLGP195043	4.3	47	80
DLGP195044	4.4	47	80
DLGP195045	4.5	47	80
DLGP195046	4.6	47	80
DLGP195047	4.7	47	80
DLGP195048	4.8	52	86
DLGP195049	4.9	52	86
DLGP195050	5.0	52	86
DLGP195051	5.1	52	86
DLGP195052	5.2	52	86
DLGP195053	5.3	52	86
DLGP195054	5.4	57	93
DLGP195055	5.5	57	93
DLGP195056	5.6	57	93
DLGP195057	5.7	57	93
DLGP195058	5.8	57	93
DLGP195059	5.9	57	93
DLGP195060	6.0	57	93
DLGP195061	6.1	63	101
DLGP195062	6.2	63	101
DLGP195063	6.3	63	101
DLGP195064	6.4	63	101
DLGP195065	6.5	63	101
DLGP195066	6.6	63	101
DLGP195067	6.7	63	101
DLGP195068	6.8	69	109
DLGP195069	6.9	69	109
DLGP195070	7.0	69	109
DLGP195071	7.1	69	109

▶ NEXT PAGE

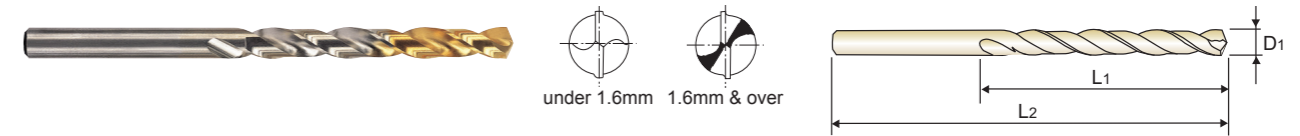
◎ : Excellent ○ : Good

P				H	M	K	N				S
Carbon Steels	Alloy Steels	Prehardened Steels	Hardened Steels	Stainless Steels	Cast Iron	Aluminum	Copper	Bronze	CFRP	Titanium	
~HB225	HB225~325	HRc20~40	HRc45~55 HRc55~								
◎	◎			○		○				○	

GOLD-P COATED DRILLS (DIN) HSSCo5 STRAIGHT SHANK

JOBBER DLGP195 SERIES

- ▶ **Flute Geometry** : Right hand helix
- ▶ **Point Angle** : 135°
under 1.6mm : Normal point
1.6mm & over : Split point
- ▶ **Surface Treatment** : TiN-tip coating
- ▶ **Application** : Drilling in Steels, Cast Steels Alloyed and Non-Alloyed, Stainless Steels, Aluminum and Titanium



Unit : mm			
EDP No.	Drill Diameter D1	Flute Length L1	Overall Length L2
DLGP195072	7.2	69	109
DLGP195073	7.3	69	109
DLGP195074	7.4	69	109
DLGP195075	7.5	69	109
DLGP195076	7.6	75	117
DLGP195077	7.7	75	117
DLGP195078	7.8	75	117
DLGP195079	7.9	75	117
DLGP195080	8.0	75	117
DLGP195081	8.1	75	117
DLGP195082	8.2	75	117
DLGP195083	8.3	75	117
DLGP195084	8.4	75	117
DLGP195085	8.5	75	117
DLGP195086	8.6	81	125
DLGP195087	8.7	81	125
DLGP195088	8.8	81	125
DLGP195089	8.9	81	125
DLGP195090	9.0	81	125
DLGP195091	9.1	81	125
DLGP195092	9.2	81	125
DLGP195093	9.3	81	125
DLGP195094	9.4	81	125
DLGP195095	9.5	81	125
DLGP195096	9.6	87	133
DLGP195097	9.7	87	133
DLGP195098	9.8	87	133
DLGP195099	9.9	87	133
DLGP195100	10.0	87	133
DLGP195101	10.1	87	133
DLGP195102	10.2	87	133
DLGP195103	10.3	87	133
DLGP195104	10.4	87	133
DLGP195105	10.5	87	133
DLGP195106	10.6	87	133
DLGP195107	10.7	94	142
DLGP195108	10.8	94	142
DLGP195109	10.9	94	142
DLGP195110	11.0	94	142
DLGP195111	11.1	94	142
DLGP195112	11.2	94	142
DLGP195113	11.3	94	142
DLGP195114	11.4	94	142
DLGP195115	11.5	94	142
DLGP195116	11.6	94	142
DLGP195117	11.7	94	142
DLGP195118	11.8	94	142
DLGP195119	11.9	101	151
DLGP195120	12.0	101	151
DLGP195121	12.1	101	151
DLGP195122	12.2	101	151
DLGP195123	12.3	101	151
DLGP195124	12.4	101	151
DLGP195125	12.5	101	151
DLGP195126	12.6	101	151
DLGP195127	12.7	101	151
DLGP195128	12.8	101	151
DLGP195129	12.9	101	151
DLGP195130	13.0	101	151

◎ : Excellent ○ : Good

P				H	M	K	N				S
Carbon Steels	Alloy Steels	Prehardened Steels	Hardened Steels	Stainless Steels	Cast Iron	Aluminum	Copper	Bronze	CFRP	Titanium	
~HB225	HB225~325	HRc20~40	HRc45~55 HRc55~								
◎	◎			○		○				○	

GOLD-P COATED DRILLS (DIN) HSSCo5 STRAIGHT SHANK, DH100 for DEEP HOLE **DLGP506** SERIES

JOBBER

- ▶ **Flute Geometry** : Right hand, approx. 38° helix angle, DH100 worm pattern type
- ▶ **Point Angle** : 130°, Split point giving higher chip removal
- ▶ **Surface Treatment** : TiN-tip coating
- ▶ **Application** : Drilling deep holes in Non-Alloyed Steels, Alloy Steels, Grey Cast Iron, Malleable Cast Iron, Magnesium Alloys



▶ DH100 Worm Pattern Drills

Unit : mm

EDP No.	Drill Diameter D1	Flute Length L1	Overall Length L2	EDP No.	Drill Diameter D1	Flute Length L1	Overall Length L2
DLGP506020	2.0	24	49	DLGP506049	4.9	52	86
DLGP506021	2.1	24	49	DLGP506050	5.0	52	86
DLGP506022	2.2	27	53	DLGP506051	5.1	52	86
DLGP506023	2.3	27	53	DLGP506052	5.2	52	86
DLGP506024	2.4	30	57	DLGP506053	5.3	52	86
DLGP506025	2.5	30	57	DLGP506054	5.4	57	93
DLGP506026	2.6	30	57	DLGP506055	5.5	57	93
DLGP506027	2.7	33	61	DLGP506056	5.6	57	93
DLGP506028	2.8	33	61	DLGP506057	5.7	57	93
DLGP506029	2.9	33	61	DLGP506058	5.8	57	93
DLGP506030	3.0	33	61	DLGP506059	5.9	57	93
DLGP506031	3.1	36	65	DLGP506060	6.0	57	93
DLGP506032	3.2	36	65	DLGP506061	6.1	63	101
DLGP506033	3.3	36	65	DLGP506062	6.2	63	101
DLGP506034	3.4	39	70	DLGP506063	6.3	63	101
DLGP506035	3.5	39	70	DLGP506064	6.4	63	101
DLGP506036	3.6	39	70	DLGP506065	6.5	63	101
DLGP506037	3.7	39	70	DLGP506066	6.6	63	101
DLGP506038	3.8	43	75	DLGP506067	6.7	63	101
DLGP506039	3.9	43	75	DLGP506068	6.8	69	109
DLGP506040	4.0	43	75	DLGP506069	6.9	69	109
DLGP506041	4.1	43	75	DLGP506070	7.0	69	109
DLGP506042	4.2	43	75	DLGP506071	7.1	69	109
DLGP506043	4.3	47	80	DLGP506072	7.2	69	109
DLGP506044	4.4	47	80	DLGP506073	7.3	69	109
DLGP506045	4.5	47	80	DLGP506074	7.4	69	109
DLGP506046	4.6	47	80	DLGP506075	7.5	69	109
DLGP506047	4.7	47	80	DLGP506076	7.6	75	117
DLGP506048	4.8	52	86	DLGP506077	7.7	75	117

▶ NEXT PAGE

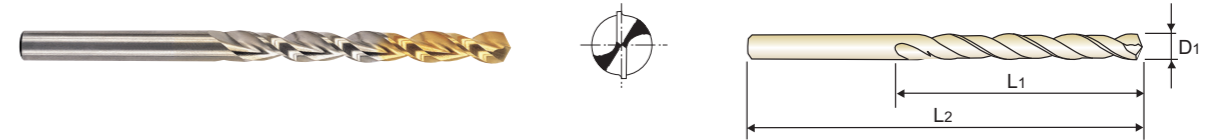
◎ : Excellent ○ : Good

P				H	M	K	N				S
Carbon Steels	Alloy Steels	Prehardened Steels	Hardened Steels	Stainless Steels	Cast Iron	Aluminum	Copper	Bronze	CFRP	Titanium	
~HB225	HB225~325	HRc20~40	HRc45~55 HRc55~								
◎	◎				○						

GOLD-P COATED DRILLS (DIN) HSSCo5 STRAIGHT SHANK, DH100 for DEEP HOLE **DLGP506** SERIES

JOBBER

- ▶ **Flute Geometry** : Right hand, approx. 38° helix angle, DH100 worm pattern type
- ▶ **Point Angle** : 130°, Split point giving higher chip removal
- ▶ **Surface Treatment** : TiN-tip coating
- ▶ **Application** : Drilling deep holes in Non-Alloyed Steels, Alloy Steels, Grey Cast Iron, Malleable Cast Iron, Magnesium Alloys



▶ DH100 Worm Pattern Drills

Unit : mm

EDP No.	Drill Diameter D1	Flute Length L1	Overall Length L2	EDP No.	Drill Diameter D1	Flute Length L1	Overall Length L2
DLGP506078	7.8	75	117	DLGP506105	10.5	87	133
DLGP506079	7.9	75	117	DLGP506106	10.6	87	133
DLGP506080	8.0	75	117	DLGP506107	10.7	94	142
DLGP506081	8.1	75	117	DLGP506108	10.8	94	142
DLGP506082	8.2	75	117	DLGP506109	10.9	94	142
DLGP506083	8.3	75	117	DLGP506110	11.0	94	142
DLGP506084	8.4	75	117	DLGP506111	11.1	94	142
DLGP506085	8.5	75	117	DLGP506112	11.2	94	142
DLGP506086	8.6	81	125	DLGP506113	11.3	94	142
DLGP506087	8.7	81	125	DLGP506114	11.4	94	142
DLGP506088	8.8	81	125	DLGP506115	11.5	94	142
DLGP506089	8.9	81	125	DLGP506116	11.6	94	142
DLGP506090	9.0	81	125	DLGP506117	11.7	94	142
DLGP506091	9.1	81	125	DLGP506118	11.8	94	142
DLGP506092	9.2	81	125	DLGP506119	11.9	101	151
DLGP506093	9.3	81	125	DLGP506120	12.0	101	151
DLGP506094	9.4	81	125	DLGP506121	12.1	101	151
DLGP506095	9.5	81	125	DLGP506122	12.2	101	151
DLGP506096	9.6	87	133	DLGP506123	12.3	101	151
DLGP506097	9.7	87	133	DLGP506124	12.4	101	151
DLGP506098	9.8	87	133	DLGP506125	12.5	101	151
DLGP506099	9.9	87	133	DLGP506126	12.6	101	151
DLGP506100	10.0	87	133	DLGP506127	12.7	101	151
DLGP506101	10.1	87	133	DLGP506128	12.8	101	151
DLGP506102	10.2	87	133	DLGP506129	12.9	101	151
DLGP506103	10.3	87	133	DLGP506130	13.0	101	151
DLGP506104	10.4	87	133				

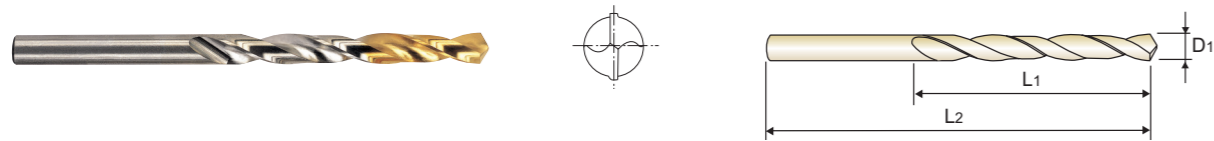
◎ : Excellent ○ : Good

P				H	M	K	N				S
Carbon Steels	Alloy Steels	Prehardened Steels	Hardened Steels	Stainless Steels	Cast Iron	Aluminum	Copper	Bronze	CFRP	Titanium	
~HB225	HB225~325	HRc20~40	HRc45~55 HRc55~								
◎	◎				○						

GOLD-P COATED DRILLS (JIS) HSS STRAIGHT SHANK

REGULAR D1GP103 SERIES

- ▶ **Flute Geometry** : Right hand helix
- ▶ **Point Angle** : 118°, Normal point
- ▶ **Surface Treatment** : TiN-tip coating
- ▶ **Application** : Drilling in Steels, Cast Steels Alloyed and Non-Alloyed, Stainless Steels, Aluminum and Titanium



Unit : mm				Unit : mm			
EDP No.	Drill Diameter D1	Flute Length L1	Overall Length L2	EDP No.	Drill Diameter D1	Flute Length L1	Overall Length L2
D1GP103010	1.0	18	40	D1GP103041	4.1	54	83
D1GP103011	1.1	20	42	D1GP103042	4.2	54	83
D1GP103012	1.2	20	42	D1GP103043	4.3	54	83
D1GP103013	1.3	22	45	D1GP103044	4.4	56	86
D1GP103014	1.4	23	48	D1GP103045	4.5	56	86
D1GP103015	1.5	23	48	D1GP103046	4.6	56	86
D1GP103016	1.6	25	50	D1GP103047	4.7	59	89
D1GP103017	1.7	25	50	D1GP103048	4.8	59	89
D1GP103018	1.8	28	52	D1GP103049	4.9	62	92
D1GP103019	1.9	28	52	D1GP103050	5.0	62	92
D1GP103020	2.0	29	55	D1GP103051	5.1	62	92
D1GP103021	2.1	29	55	D1GP103052	5.2	64	95
D1GP103022	2.2	33	58	D1GP103053	5.3	64	95
D1GP103023	2.3	33	58	D1GP103054	5.4	64	95
D1GP103024	2.4	35	61	D1GP103055	5.5	64	95
D1GP103025	2.5	35	61	D1GP103056	5.6	67	98
D1GP103026	2.6	37	64	D1GP103057	5.7	67	98
D1GP103027	2.7	37	64	D1GP103058	5.8	67	98
D1GP103028	2.8	39	67	D1GP103059	5.9	67	98
D1GP103029	2.9	42	71	D1GP103060	6.0	70	102
D1GP103030	3.0	42	71	D1GP103061	6.1	70	102
D1GP103031	3.1	42	71	D1GP103062	6.2	70	102
D1GP103032	3.2	42	71	D1GP103063	6.3	70	102
D1GP103033	3.3	45	73	D1GP103064	6.4	73	105
D1GP103034	3.4	45	73	D1GP103065	6.5	73	105
D1GP103035	3.5	45	73	D1GP103066	6.6	73	105
D1GP103036	3.6	48	76	D1GP103067	6.7	73	105
D1GP103037	3.7	48	76	D1GP103068	6.8	73	105
D1GP103038	3.8	48	76	D1GP103069	6.9	73	105
D1GP103039	3.9	51	79	D1GP103070	7.0	73	105
D1GP103040	4.0	54	83	D1GP103071	7.1	75	108

▶ NEXT PAGE

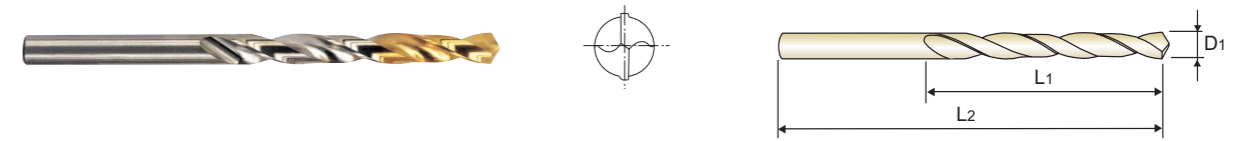
◎ : Excellent ○ : Good

P				H	M	K	N				S
Carbon Steels	Alloy Steels	Prehardened Steels	Hardened Steels	Stainless Steels	Cast Iron	Aluminum	Copper	Bronze	CFRP	Titanium	
~HB225	HB225~325	HRc20~40	HRc45~55 HRc55~								
◎	◎			○		○				○	

GOLD-P COATED DRILLS (JIS) HSS STRAIGHT SHANK

REGULAR D1GP103 SERIES

- ▶ **Flute Geometry** : Right hand helix
- ▶ **Point Angle** : 118°, Normal point
- ▶ **Surface Treatment** : TiN-tip coating
- ▶ **Application** : Drilling in Steels, Cast Steels Alloyed and Non-Alloyed, Stainless Steels, Aluminum and Titanium



Unit : mm				Unit : mm			
EDP No.	Drill Diameter D1	Flute Length L1	Overall Length L2	EDP No.	Drill Diameter D1	Flute Length L1	Overall Length L2
D1GP103072	7.2	75	108	D1GP103102	10.2	98	133
D1GP103073	7.3	75	108	D1GP103103	10.3	98	133
D1GP103074	7.4	78	111	D1GP103104	10.4	98	133
D1GP103075	7.5	78	111	D1GP103105	10.5	100	137
D1GP103076	7.6	78	111	D1GP103106	10.6	100	137
D1GP103077	7.7	81	114	D1GP103107	10.7	100	137
D1GP103078	7.8	81	114	D1GP103108	10.8	103	140
D1GP103079	7.9	81	114	D1GP103109	10.9	103	140
D1GP103080	8.0	81	114	D1GP103110	11.0	103	140
D1GP103081	8.1	84	117	D1GP103111	11.1	103	140
D1GP103082	8.2	84	117	D1GP103112	11.2	106	143
D1GP103083	8.3	84	117	D1GP103113	11.3	106	143
D1GP103084	8.4	87	121	D1GP103114	11.4	106	143
D1GP103085	8.5	87	121	D1GP103115	11.5	106	143
D1GP103086	8.6	87	121	D1GP103116	11.6	109	146
D1GP103087	8.7	87	121	D1GP103117	11.7	109	146
D1GP103088	8.8	89	124	D1GP103118	11.8	109	146
D1GP103089	8.9	89	124	D1GP103119	11.9	109	146
D1GP103090	9.0	89	124	D1GP103120	12.0	111	149
D1GP103091	9.1	89	124	D1GP103121	12.1	111	149
D1GP103092	9.2	92	127	D1GP103122	12.2	111	149
D1GP103093	9.3	92	127	D1GP103123	12.3	111	149
D1GP103094	9.4	92	127	D1GP103124	12.4	114	152
D1GP103095	9.5	92	127	D1GP103125	12.5	114	152
D1GP103096	9.6	95	130	D1GP103126	12.6	114	152
D1GP103097	9.7	95	130	D1GP103127	12.7	114	152
D1GP103098	9.8	95	130	D1GP103128	12.8	114	152
D1GP103099	9.9	95	130	D1GP103129	12.9	114	152
D1GP103100	10.0	95	130	D1GP103130	13.0	114	152
D1GP103101	10.1	98	133				

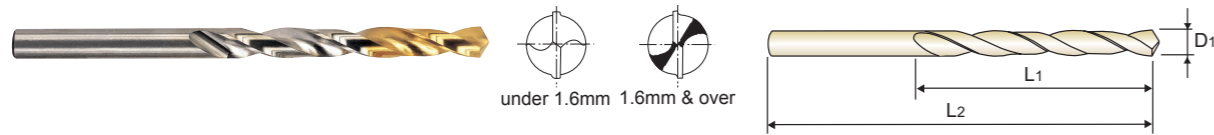
◎ : Excellent ○ : Good

P				H	M	K	N				S
Carbon Steels	Alloy Steels	Prehardened Steels	Hardened Steels	Stainless Steels	Cast Iron	Aluminum	Copper	Bronze	CFRP	Titanium	
~HB225	HB225~325	HRc20~40	HRc45~55 HRc55~								
◎	◎			○		○				○	

GOLD-P COATED DRILLS (JIS) HSS STRAIGHT SHANK

REGULAR D1GP123 SERIES

- ▶ **Flute Geometry** : Right hand helix
- ▶ **Point Angle** : 118°
Under 1.6mm : Normal point
1.6mm & over : Split point
- ▶ **Surface Treatment** : TiN-tip coating
- ▶ **Application** : Drilling in Steels, Cast Steels Alloyed and Non-Alloyed, Stainless Steels, Aluminum and Titanium



Unit : mm			
EDP No.	Drill Diameter D1	Flute Length L1	Overall Length L2
D1GP123010	1.0	18	40
D1GP123012	1.2	20	42
D1GP123013	1.3	22	45
D1GP123014	1.4	23	48
D1GP123015	1.5	23	48
D1GP123016	1.6	25	50
D1GP123017	1.7	25	50
D1GP123018	1.8	28	52
D1GP123019	1.9	28	52
D1GP123020	2.0	29	55
D1GP123021	2.1	29	55
D1GP123022	2.2	33	58
D1GP123023	2.3	33	58
D1GP123024	2.4	35	61
D1GP123025	2.5	35	61
D1GP123026	2.6	37	64
D1GP123027	2.7	37	64
D1GP123028	2.8	39	67
D1GP123029	2.9	42	71
D1GP123030	3.0	42	71
D1GP123031	3.1	42	71
D1GP123032	3.2	42	71
D1GP123033	3.3	45	73
D1GP123034	3.4	45	73
D1GP123035	3.5	45	73
D1GP123036	3.6	48	76
D1GP123037	3.7	48	76
D1GP123038	3.8	48	76
D1GP123039	3.9	51	79
D1GP123040	4.0	54	83
D1GP123041	4.1	54	83
D1GP123042	4.2	54	83
D1GP123043	4.3	54	83
D1GP123044	4.4	56	86
D1GP123045	4.5	56	86
D1GP123046	4.6	56	86
D1GP123047	4.7	59	89
D1GP123048	4.8	59	89
D1GP123049	4.9	62	92
D1GP123050	5.0	62	92
D1GP123051	5.1	62	92
D1GP123052	5.2	64	95
D1GP123053	5.3	64	95
D1GP123054	5.4	64	95
D1GP123055	5.5	64	95
D1GP123056	5.6	67	98
D1GP123057	5.7	67	98
D1GP123058	5.8	67	98
D1GP123059	5.9	67	98
D1GP123060	6.0	70	102
D1GP123060	6.0	70	102
D1GP123060	6.0	70	102
D1GP123061	6.1	70	102
D1GP123061	6.1	70	102
D1GP123061	6.1	70	102
D1GP123062	6.2	70	102
D1GP123063	6.3	70	102
D1GP123064	6.4	73	105
D1GP123065	6.5	73	105
D1GP123066	6.6	73	105
D1GP123066	6.6	73	105
D1GP123067	6.7	73	105
D1GP123068	6.8	73	105
D1GP123069	6.9	73	105
D1GP123069	6.9	73	105

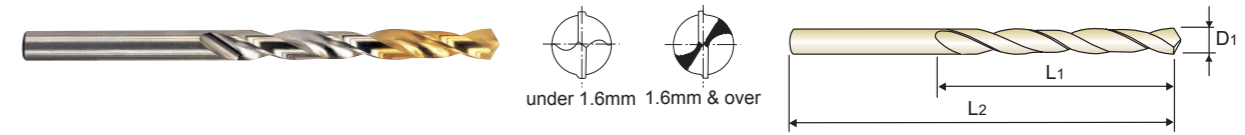
▶ NEXT PAGE
◎ : Excellent ○ : Good

P		H		M	K	N				S
Carbon Steels	Alloy Steels	Prehardened Steels	Hardened Steels	Stainless Steels	Cast Iron	Aluminum	Copper	Bronze	CFRP	Titanium
~HB225	HB225~325	HRc20~40	HRc45~55 HRc55~							
◎	◎			○		○				○

GOLD-P COATED DRILLS (JIS) HSS STRAIGHT SHANK

REGULAR D1GP123 SERIES

- ▶ **Flute Geometry** : Right hand helix
- ▶ **Point Angle** : 118°
Under 1.6mm : Normal point
1.6mm & over : Split point
- ▶ **Surface Treatment** : TiN-tip coating
- ▶ **Application** : Drilling in Steels, Cast Steels Alloyed and Non-Alloyed, Stainless Steels, Aluminum and Titanium



Unit : mm			
EDP No.	Drill Diameter D1	Flute Length L1	Overall Length L2
D1GP123069	6.9	73	105
D1GP123070	7.0	73	105
D1GP123070	7.0	73	105
D1GP123070	7.0	73	105
D1GP123071	7.1	75	108
D1GP123072	7.2	75	108
D1GP123073	7.3	75	108
D1GP123074	7.4	78	111
D1GP123075	7.5	78	111
D1GP123076	7.6	78	111
D1GP123077	7.7	81	114
D1GP123078	7.8	81	114
D1GP123079	7.9	81	114
D1GP123080	8.0	81	114
D1GP123081	8.1	84	117
D1GP123082	8.2	84	117
D1GP123083	8.3	84	117
D1GP123084	8.4	87	121
D1GP123085	8.5	87	121
D1GP123086	8.6	87	121
D1GP123087	8.7	87	121
D1GP123088	8.8	89	124
D1GP123089	8.9	89	124
D1GP123090	9.0	89	124
D1GP123091	9.1	89	124
D1GP123092	9.2	92	127
D1GP123093	9.3	92	127
D1GP123094	9.4	92	127
D1GP123095	9.5	92	127
D1GP123096	9.6	95	130
D1GP123097	9.7	95	130
D1GP123098	9.8	95	130
D1GP123099	9.9	95	130
D1GP123100	10.0	95	130
D1GP123101	10.1	98	133
D1GP123102	10.2	98	133
D1GP123103	10.3	98	133
D1GP123104	10.4	98	133
D1GP123105	10.5	100	137
D1GP123106	10.6	100	137
D1GP123107	10.7	100	137
D1GP123108	10.8	103	140
D1GP123109	10.9	103	140
D1GP123110	11.0	103	140
D1GP123111	11.1	103	140
D1GP123112	11.2	106	143
D1GP123113	11.3	106	143
D1GP123114	11.4	106	143
D1GP123115	11.5	106	143
D1GP123116	11.6	109	146
D1GP123117	11.7	109	146
D1GP123118	11.8	109	146
D1GP123119	11.9	109	146
D1GP123120	12.0	111	149
D1GP123121	12.1	111	149
D1GP123122	12.2	111	149
D1GP123123	12.3	111	149
D1GP123124	12.4	114	152
D1GP123125	12.5	114	152
D1GP123126	12.6	114	152
D1GP123127	12.7	114	152
D1GP123128	12.8	114	152
D1GP123129	12.9	114	152
D1GP123130	13.0	114	152

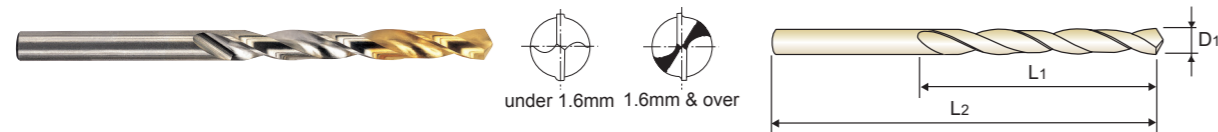
◎ : Excellent ○ : Good

P		H		M	K	N				S
Carbon Steels	Alloy Steels	Prehardened Steels	Hardened Steels	Stainless Steels	Cast Iron	Aluminum	Copper	Bronze	CFRP	Titanium
~HB225	HB225~325	HRc20~40	HRc45~55 HRc55~							
◎	◎			○		○				○

GOLD-P COATED DRILLS (JIS) HSSCo8 STRAIGHT SHANK

REGULAR D2GP191 SERIES

- ▶ **Flute Geometry** : Right hand helix
- ▶ **Point Angle** : 135°
under 1.6mm : Normal point
1.6mm & over : Split point
- ▶ **Surface Treatment** : TiN-tip coating
- ▶ **Application** : Drilling in Stainless Steels, Material of difficult machinability such as Titanium Alloy and Inconel



Unit : mm			
EDP No.	Drill Diameter D ₁	Flute Length L ₁	Overall Length L ₂
D2GP191010	1.0	18	40
D2GP191011	1.1	20	42
D2GP191012	1.2	20	42
D2GP191013	1.3	22	45
D2GP191014	1.4	23	48
D2GP191015	1.5	23	48
D2GP191016	1.6	25	50
D2GP191017	1.7	25	50
D2GP191018	1.8	28	52
D2GP191019	1.9	28	52
D2GP191020	2.0	29	55
D2GP191021	2.1	29	55
D2GP191022	2.2	33	58
D2GP191023	2.3	33	58
D2GP191024	2.4	35	61
D2GP191025	2.5	35	61
D2GP191026	2.6	37	64
D2GP191027	2.7	37	64
D2GP191028	2.8	39	67
D2GP191029	2.9	42	71
D2GP191030	3.0	42	71
D2GP191031	3.1	42	71
D2GP191032	3.2	42	71
D2GP191033	3.3	45	73
D2GP191034	3.4	45	73
D2GP191035	3.5	45	73
D2GP191036	3.6	48	76
D2GP191037	3.7	48	76
D2GP191038	3.8	48	76
D2GP191039	3.9	51	79
D2GP191040	4.0	54	83
D2GP191041	4.1	54	83
D2GP191042	4.2	54	83
D2GP191043	4.3	54	83
D2GP191044	4.4	56	86
D2GP191045	4.5	56	86
D2GP191046	4.6	56	86
D2GP191047	4.7	59	89
D2GP191048	4.8	59	89
D2GP191049	4.9	62	92
D2GP191050	5.0	62	92
D2GP191051	5.1	62	92
D2GP191052	5.2	64	95
D2GP191053	5.3	64	95
D2GP191054	5.4	64	95
D2GP191055	5.5	64	95
D2GP191056	5.6	67	98
D2GP191057	5.7	67	98
D2GP191058	5.8	67	98
D2GP191059	5.9	67	98
D2GP191060	6.0	70	102
D2GP191061	6.1	70	102
D2GP191062	6.2	70	102
D2GP191063	6.3	70	102
D2GP191064	6.4	73	105
D2GP191065	6.5	73	105
D2GP191066	6.6	73	105
D2GP191067	6.7	73	105
D2GP191068	6.8	73	105
D2GP191069	6.9	73	105
D2GP191070	7.0	73	105
D2GP191071	7.1	75	108

▶ NEXT PAGE

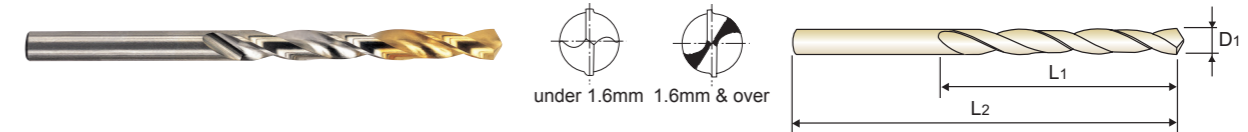
◎ : Excellent ○ : Good

P				H	M	K	N				S
Carbon Steels	Alloy Steels	Prehardened Steels	Hardened Steels	Stainless Steels	Cast Iron	Aluminum	Copper	Bronze	CFRP	Titanium	
~HB225	HB225~325	HRc20~40	HRc45~55 HRc55~								
◎	◎			○		○				○	

GOLD-P COATED DRILLS (JIS) HSSCo8 STRAIGHT SHANK

REGULAR D2GP191 SERIES

- ▶ **Flute Geometry** : Right hand helix
- ▶ **Point Angle** : 135°
under 1.6mm : Normal point
1.6mm & over : Split point
- ▶ **Surface Treatment** : TiN-tip coating
- ▶ **Application** : Drilling in Stainless Steels, Material of difficult machinability such as Titanium Alloy and Inconel



Unit : mm			
EDP No.	Drill Diameter D ₁	Flute Length L ₁	Overall Length L ₂
D2GP191072	7.2	75	108
D2GP191073	7.3	75	108
D2GP191074	7.4	78	111
D2GP191075	7.5	78	111
D2GP191076	7.6	78	111
D2GP191077	7.7	81	114
D2GP191078	7.8	81	114
D2GP191079	7.9	81	114
D2GP191080	8.0	81	114
D2GP191081	8.1	84	117
D2GP191082	8.2	84	117
D2GP191083	8.3	84	117
D2GP191084	8.4	87	121
D2GP191085	8.5	87	121
D2GP191086	8.6	87	121
D2GP191087	8.7	87	121
D2GP191088	8.8	89	124
D2GP191089	8.9	89	124
D2GP191090	9.0	89	124
D2GP191091	9.1	89	124
D2GP191092	9.2	92	127
D2GP191093	9.3	92	127
D2GP191094	9.4	92	127
D2GP191095	9.5	92	127
D2GP191096	9.6	95	130
D2GP191097	9.7	95	130
D2GP191098	9.8	95	130
D2GP191099	9.9	95	130
D2GP191100	10.0	95	130
D2GP191101	10.1	98	133
D2GP191102	10.2	98	133
D2GP191103	10.3	98	133
D2GP191104	10.4	98	133
D2GP191105	10.5	100	137
D2GP191106	10.6	100	137
D2GP191107	10.7	100	137
D2GP191108	10.8	103	140
D2GP191109	10.9	103	140
D2GP191110	11.0	103	140
D2GP191111	11.1	103	140
D2GP191112	11.2	106	143
D2GP191113	11.3	106	143
D2GP191114	11.4	106	143
D2GP191115	11.5	106	143
D2GP191116	11.6	109	146
D2GP191117	11.7	109	146
D2GP191118	11.8	109	146
D2GP191119	11.9	109	146
D2GP191120	12.0	111	149
D2GP191121	12.1	111	149
D2GP191122	12.2	111	149
D2GP191123	12.3	111	149
D2GP191124	12.4	114	152
D2GP191125	12.5	114	152
D2GP191126	12.6	114	152
D2GP191127	12.7	114	152
D2GP191128	12.8	114	152
D2GP191129	12.9	114	152
D2GP191130	13.0	114	152

◎ : Excellent ○ : Good

P				H	M	K	N				S
Carbon Steels	Alloy Steels	Prehardened Steels	Hardened Steels	Stainless Steels	Cast Iron	Aluminum	Copper	Bronze	CFRP	Titanium	
~HB225	HB225~325	HRc20~40	HRc45~55 HRc55~								
◎	◎			○		○				○	

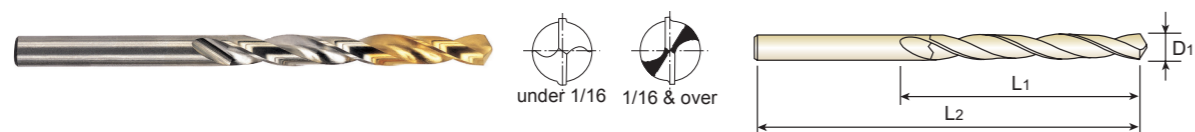
GOLD-P COATED DRILLS (ANSI) HSS STRAIGHT SHANK, FRACTIONAL SIZE

JOBBER

D1GP182 SERIES

D8182 SERIES

- ▶ **Flute Geometry** : Right hand helix, wider flutes
- ▶ **Point Angle** : 135°
under 1/16 : Normal point
1/16 & over : Split point
- ▶ **Surface Treatment** : TiN-tip coating
- ▶ **Application** : Drilling in Steels, Cast Steels Alloyed and Non-Alloyed, Stainless Steels, Aluminum and Titanium



D1: Ø3/64, 118°

Fractional sizes

EDP No.	Diameter		Flute Length L1	Overall Length L2
	Fractional	Decimal		
	D1			
* D1GP113003	3/64	.0469	3/4	1-3/4
* D1GP182004	1/16	.0625	7/8	1-7/8
* D1GP182005	5/64	.0781	1	2
* D1GP182006	3/32	.0938	1-1/4	2-1/4
* D1GP182007	7/64	.1094	1-1/2	2-5/8
* D1GP182008	1/8	.1250	1-5/8	2-3/4
* D1GP182009	9/64	.1406	1-3/4	2-7/8
* D1GP182010	5/32	.1563	2	3-1/8
* D1GP182011	11/64	.1719	2-1/8	3-1/4
* D1GP182012	3/16	.1875	2-5/16	3-1/2
* D1GP182013	13/64	.2031	2-7/16	3-5/8
* D1GP182014	7/32	.2188	2-1/2	3-3/4
* D1GP182015	15/64	.2344	2-5/8	3-7/8
* D1GP182016	1/4	.2500	2-3/4	4
* D1GP182017	17/64	.2656	2-7/8	4-1/8
* D1GP182018	9/32	.2813	2-15/16	4-1/4
* D1GP182019	19/64	.2969	3-1/16	4-3/8
* D1GP182020	5/16	.3125	3-3/16	4-1/2
** D1GP182021	21/64	.3281	3-5/16	4-5/8
** D1GP182022	11/32	.3438	3-7/16	4-3/4
** D1GP182023	23/64	.3594	3-1/2	4-7/8
** D1GP182024	3/8	.3750	3-5/8	5

Tolerance Diameter (Inch)	
up to 1/8(.1250)	0 ~ -.0005
over 1/8(.1250) up to 1/4(.2500)	0 ~ -.0007
over 1/4(.2500) up to 1/2(.5000)	0 ~ -.0010

- * 10 pieces per package
- ** 5 pieces per package
- ** 3 pieces per package

◎: Excellent ○: Good

P		H	M	K	N				S	
Carbon Steels	Alloy Steels	Prehardened Steels	Hardened Steels	Stainless Steels	Cast Iron	Aluminum	Copper	Bronze	CFRP	Titanium
~HB225	HB225~325	HRc20~40	HRc45~55 HRc55~							
◎	◎			○		○				○

GOLD-P COATED DRILLS (ANSI) HSS STRAIGHT SHANK, LETTER SIZE

JOBBER

D1GP139 SERIES

- ▶ **Flute Geometry** : Right hand helix, wider flutes
- ▶ **Point Angle** : 135°, Split point
- ▶ **Surface treatment** : TiN-tip coating
- ▶ **Application** : Drilling in Steels, Cast Steels Alloyed and Non-Alloyed, Stainless Steels, Aluminum and Titanium



Letter sizes

EDP No.	Diameter		Flute Length L1	Overall Length L2
	Fractional	Decimal		
	D1			
* D1GP139101	A	.2340	2-5/8	3-7/8
* D1GP139102	B	.2380	2-3/4	4
* D1GP139103	C	.2420	2-3/4	4
* D1GP139104	D	.2460	2-3/4	4
* D1GP139105	E	.2500	2-3/4	4
* D1GP139106	F	.2570	2-7/8	4-1/8
* D1GP139107	G	.2610	2-7/8	4-1/8
* D1GP139108	H	.2660	2-7/8	4-1/8
* D1GP139109	I	.2720	2-7/8	4-1/8
* D1GP139110	J	.2770	2-7/8	4-1/8
* D1GP139111	K	.2810	2-15/16	4-1/4
* D1GP139112	L	.2900	2-15/16	4-1/4
* D1GP139113	M	.2950	3-1/16	4-3/8

Tolerance Diameter (Inch)	
up to 1/8(.1250)	0 ~ -.0005
over 1/8(.1250) up to 1/4(.2500)	0 ~ -.0007
over 1/4(.2500) up to 1/2(.5000)	0 ~ -.0010

EDP No.	Diameter		Flute Length L1	Overall Length L2
	Fractional	Decimal		
	D1			
* D1GP139114	N	.3020	3-1/16	4-3/8
* D1GP139115	O	.3160	3-3/16	4-1/2
* D1GP139116	P	.3230	3-5/16	4-5/8
** D1GP139117	Q	.3320	3-7/16	4-3/4
** D1GP139118	R	.3390	3-7/16	4-3/4
** D1GP139119	S	.3480	3-1/2	4-7/8
** D1GP139120	T	.3580	3-1/2	4-7/8
** D1GP139121	U	.3680	3-5/8	5
** D1GP139122	V	.3770	3-5/8	5
** D1GP139123	W	.3860	3-3/4	5-1/8
** D1GP139124	X	.3970	3-3/4	5-1/8
** D1GP139125	Y	.4040	3-7/8	5-1/4
** D1GP139126	Z	.4130	3-7/8	5-1/4

- * 10 pieces per package
- ** 5 pieces per package

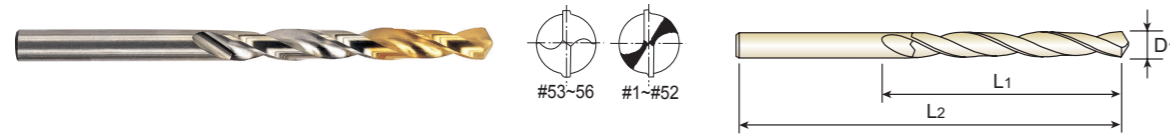
◎: Excellent ○: Good

P		H	M	K	N				S	
Carbon Steels	Alloy Steels	Prehardened Steels	Hardened Steels	Stainless Steels	Cast Iron	Aluminum	Copper	Bronze	CFRP	Titanium
~HB225	HB225~325	HRc20~40	HRc45~55 HRc55~							
◎	◎			○		○				○

GOLD-P COATED DRILLS (ANSI) HSS STRAIGHT SHANK, WIRE GAUGE SIZE **D1GP138** SERIES

JOBBER

- ▶ **Flute Geometry** : Right hand helix, wider flutes
- ▶ **Point Angle** : 135°
Wire gauge size #53~#56 : Normal point
Wire gauge size #1~#52 : Split point
- ▶ **Surface Treatment** : TiN-tip coating
- ▶ **Application** : Drilling in Steels, Cast Steels Alloyed and Non-Alloyed, Stainless Steels, Aluminum and Titanium



▶ Wire gauge sizes

EDP No.	Diameter		Flute Length L1	Overall Length L2	EDP No.	Diameter		Flute Length L1	Overall Length L2
	Wire gauge	Decimal				Wire gauge	Decimal		
	D1					D1			
* D1GP138256	1	.2280	2-5/8	3-7/8	* D1GP138228	29	.1360	1-3/4	2-7/8
* D1GP138255	2	.2210	2-5/8	3-7/8	* D1GP138227	30	.1285	1-5/8	2-3/4
* D1GP138254	3	.2130	2-1/2	3-3/4	* D1GP138226	31	.1200	1-5/8	2-3/4
* D1GP138253	4	.2090	2-1/2	3-3/4	* D1GP138225	32	.1160	1-5/8	2-3/4
* D1GP138252	5	.2055	2-1/2	3-3/4	* D1GP138224	33	.1130	1-1/2	2-5/8
* D1GP138251	6	.2040	2-1/2	3-3/4	* D1GP138223	34	.1110	1-1/2	2-5/8
* D1GP138250	7	.2010	2-7/16	3-5/8	* D1GP138222	35	.1100	1-1/2	2-5/8
* D1GP138249	8	.1990	2-7/16	3-5/8	* D1GP138221	36	.1065	1-7/16	2-1/2
* D1GP138248	9	.1960	2-7/16	3-5/8	* D1GP138220	37	.1040	1-7/16	2-1/2
* D1GP138247	10	.1935	2-7/16	3-5/8	* D1GP138219	38	.1015	1-7/16	2-1/2
* D1GP138246	11	.1910	2-5/16	3-1/2	* D1GP138218	39	.0995	1-3/8	2-3/8
* D1GP138245	12	.1890	2-5/16	3-1/2	* D1GP138217	40	.0980	1-3/8	2-3/8
* D1GP138244	13	.1850	2-5/16	3-1/2	* D1GP138216	41	.0960	1-3/8	2-3/8
* D1GP138243	14	.1820	2-3/16	3-3/8	* D1GP138215	42	.0935	1-1/4	2-1/4
* D1GP138242	15	.1800	2-3/16	3-3/8	* D1GP138214	43	.0890	1-1/4	2-1/4
* D1GP138241	16	.1770	2-3/16	3-3/8	* D1GP138213	44	.0860	1-1/8	2-1/8
* D1GP138240	17	.1730	2-3/16	3-3/8	* D1GP138212	45	.0820	1-1/8	2-1/8
* D1GP138239	18	.1695	2-1/8	3-1/4	* D1GP138211	46	.0810	1-1/8	2-1/8
* D1GP138238	19	.1660	2-1/8	3-1/4	* D1GP138210	47	.0785	1	2
* D1GP138237	20	.1610	2-1/8	3-1/4	* D1GP138209	48	.0760	1	2
* D1GP138236	21	.1590	2-1/8	3-1/4	* D1GP138208	49	.0730	1	2
* D1GP138235	22	.1570	2	3-1/8	* D1GP138207	50	.0700	1	2
* D1GP138234	23	.1540	2	3-1/8	* D1GP138206	51	.0670	1	2
* D1GP138233	24	.1520	2	3-1/8	* D1GP138205	52	.0635	7/8	1-7/8
* D1GP138232	25	.1495	1-7/8	3	* D1GP134204	53	.0595	7/8	1-7/8
* D1GP138231	26	.1470	1-7/8	3	* D1GP134203	54	.0550	7/8	1-7/8
* D1GP138230	27	.1440	1-7/8	3	* D1GP134202	55	.0520	7/8	1-7/8
* D1GP138229	28	.1405	1-3/4	2-7/8	* D1GP134201	56	.0465	3/4	1-3/4

* 10 pieces per package

Tolerance Diameter (Inch)	
up to 1/8(.1250)	0 ~ -.0005
over 1/8(.1250) up to 1/4(.2500)	0 ~ -.0007
over 1/4(.2500) up to 1/2(.5000)	0 ~ -.0010

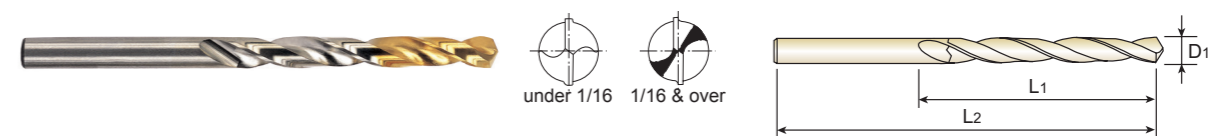
◎ : Excellent ○ : Good

P		H		M	K	N				S
Carbon Steels	Alloy Steels	Prehardened Steels	Hardened Steels	Stainless Steels	Cast Iron	Aluminum	Copper	Bronze	CFRP	Titanium
~HB225	HB225~325	HRc20~40	HRc45~55 HRc55~							
◎	◎			○		○				○

GOLD-P COATED DRILLS (ANSI) HSSCo8 STRAIGHT SHANK, FRACTIONAL SIZE **D2GP185** SERIES

JOBBER

- ▶ **Flute Geometry** : Right hand helix, wider flutes
- ▶ **Point Angle** : 135°
under 1/16 : Normal point
1/16 & over : Split point
- ▶ **Surface Treatment** : TiN-tip coating
- ▶ **Application** : Drilling in Steels, Cast Steels Alloyed and Non-Alloyed, Stainless Steels, Aluminum and Titanium



▶ Fractional sizes

EDP No.	Diameter		Flute Length L1	Overall Length L2	EDP No.	Diameter		Flute Length L1	Overall Length L2
	Fractional	Decimal				Fractional	Decimal		
	D1					D1			
* D2GP185003	3/64	.0469	3/4	1-3/4	* D2GP185018	9/32	.2813	2-15/16	4-1/4
* D2GP185004	1/16	.0625	7/8	1-7/8	* D2GP185019	19/64	.2969	3-1/16	4-3/8
* D2GP185005	5/64	.0781	1	2	* D2GP185020	5/16	.3125	3-3/16	4-1/2
* D2GP185006	3/32	.0938	1-1/4	2-1/4	** D2GP185021	21/64	.3281	3-5/16	4-5/8
* D2GP185007	7/64	.1094	1-1/2	2-5/8	** D2GP185022	11/32	.3438	3-7/16	4-3/4
* D2GP185008	1/8	.1250	1-5/8	2-3/4	** D2GP185023	23/64	.3594	3-1/2	4-7/8
* D2GP185009	9/64	.1406	1-3/4	2-7/8	** D2GP185024	3/8	.3750	3-5/8	5
* D2GP185010	5/32	.1563	2	3-1/8	** D2GP185025	25/64	.3906	3-3/4	5-1/8
* D2GP185011	11/64	.1719	2-1/8	3-1/4	** D2GP185026	13/32	.4063	3-7/8	5-1/4
* D2GP185012	3/16	.1875	2-5/16	3-1/2	** D2GP185027	27/64	.4219	3-15/16	5-3/8
* D2GP185013	13/64	.2031	2-7/16	3-5/8	** D2GP185028	7/16	.4375	4-1/16	5-1/2
* D2GP185014	7/32	.2188	2-1/2	3-3/4	** D2GP185029	29/64	.4531	4-3/16	5-5/8
* D2GP185015	15/64	.2344	2-5/8	3-7/8	** D2GP185030	15/32	.4688	4-5/16	5-3/4
* D2GP185016	1/4	.2500	2-3/4	4	** D2GP185031	31/64	.4844	4-3/8	5-7/8
* D2GP185017	17/64	.2656	2-7/8	4-1/8	** D2GP185032	1/2	.5000	4-1/2	6

Tolerance Diameter (Inch)	
up to 1/8(.1250)	0 ~ -.0005
over 1/8(.1250) up to 1/4(.2500)	0 ~ -.0007
over 1/4(.2500) up to 1/2(.5000)	0 ~ -.0010

* 10 pieces per package
** 5 pieces per package

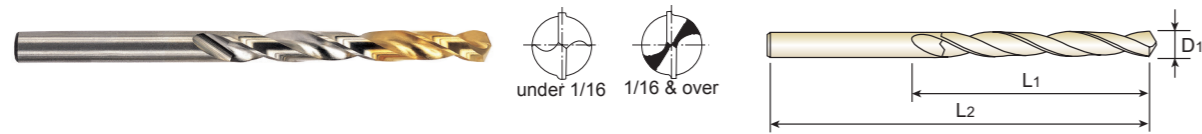
◎ : Excellent ○ : Good

P		H		M	K	N				S
Carbon Steels	Alloy Steels	Prehardened Steels	Hardened Steels	Stainless Steels	Cast Iron	Aluminum	Copper	Bronze	CFRP	Titanium
~HB225	HB225~325	HRc20~40	HRc45~55 HRc55~							
◎	◎			○		○				○

GOLD-P COATED DRILLS (ANSI) HSSCo8 STRAIGHT SHANK, LETTER SIZE

JOBBER D2GP186 SERIES

- ▶ **Flute Geometry** : Right hand helix, wider flutes
- ▶ **Point Angle** : 135°, Split point
- ▶ **Surface treatment** : TiN-tip coating
- ▶ **Application** : Drilling in Steels, Cast Steels Alloyed and Non-Alloyed, Stainless Steels, Aluminum and Titanium



▶ Letter sizes

EDP No.	Diameter		Flute Length L1	Overall Length L2
	Fractional	Decimal		
	D1			
* D2GP186101	A	.2340	2-5/8	3-7/8
* D2GP186102	B	.2380	2-3/4	4
* D2GP186103	C	.2420	2-3/4	4
* D2GP186104	D	.2460	2-3/4	4
* D2GP185105	E	.2500	2-3/4	4
* D2GP186106	F	.2570	2-7/8	4-1/8
* D2GP186107	G	.2610	2-7/8	4-1/8
* D2GP186108	H	.2660	2-7/8	4-1/8
* D2GP186109	I	.2720	2-7/8	4-1/8
* D2GP186110	J	.2770	2-7/8	4-1/8
* D2GP186111	K	.2810	2-15/16	4-1/4
* D2GP186112	L	.2900	2-15/16	4-1/4
* D2GP186113	M	.2950	3-1/16	4-3/8

Tolerance Diameter (Inch)	
up to 1/8(.1250)	0 ~ -.0005
over 1/8(.1250) up to 1/4(.2500)	0 ~ -.0007
over 1/4(.2500) up to 1/2(.5000)	0 ~ -.0010

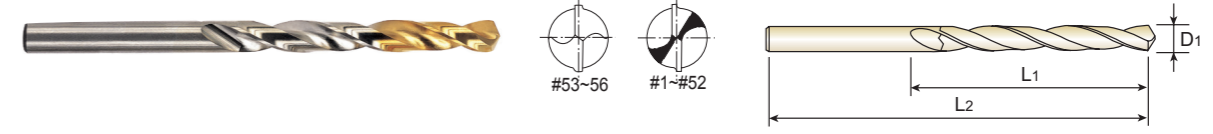
- * 10 pieces per package
- ** 5 pieces per package

P		H	M	K	N				S	
Carbon Steels	Alloy Steels	Prehardened Steels	Hardened Steels	Stainless Steels	Cast Iron	Aluminum	Copper	Bronze	CFRP	Titanium
~HB225	HB225~325	HRc20~40	HRc45~55 HRc55~							
◎	◎			○		○				○

GOLD-P COATED DRILLS (ANSI) HSSCo8 STRAIGHT SHANK, WIRE GAUGE SIZE

JOBBER D2GP187 SERIES

- ▶ **Flute Geometry** : Right hand helix, wider flutes
- ▶ **Point Angle** : 135°
Wire gauge size #53~#56: Normal point
Wire gauge size #1~#52: Split point
- ▶ **Surface Treatment** : TiN-tip coating
- ▶ **Application** : Drilling in Steels, Cast Steels Alloyed and Non-Alloyed, Stainless Steels, Aluminum and Titanium



▶ Wire gauge sizes

EDP No.	Diameter		Flute Length L1	Overall Length L2
	Wire gauge	Decimal		
	D1			
* D2GP187256	1	.2280	2-5/8	3-7/8
* D2GP187255	2	.2210	2-5/8	3-7/8
* D2GP187254	3	.2130	2-1/2	3-3/4
* D2GP187253	4	.2090	2-1/2	3-3/4
* D2GP187252	5	.2055	2-1/2	3-3/4
* D2GP187251	6	.2040	2-1/2	3-3/4
* D2GP187250	7	.2010	2-7/16	3-5/8
* D2GP187249	8	.1990	2-7/16	3-5/8
* D2GP187248	9	.1960	2-7/16	3-5/8
* D2GP187247	10	.1935	2-7/16	3-5/8
* D2GP187246	11	.1910	2-5/16	3-1/2
* D2GP187245	12	.1890	2-5/16	3-1/2
* D2GP187244	13	.1850	2-5/16	3-1/2
* D2GP187243	14	.1820	2-3/16	3-3/8
* D2GP187242	15	.1800	2-3/16	3-3/8
* D2GP187241	16	.1770	2-3/16	3-3/8
* D2GP187240	17	.1730	2-3/16	3-3/8
* D2GP187239	18	.1695	2-1/8	3-1/4
* D2GP187238	19	.1660	2-1/8	3-1/4
* D2GP187237	20	.1610	2-1/8	3-1/4
* D2GP187236	21	.1590	2-1/8	3-1/4
* D2GP187235	22	.1570	2	3-1/8
* D2GP187234	23	.1540	2	3-1/8
* D2GP187233	24	.1520	2	3-1/8
* D2GP187232	25	.1495	1-7/8	3
* D2GP187231	26	.1470	1-7/8	3
* D2GP187230	27	.1440	1-7/8	3
* D2GP187229	28	.1405	1-3/4	2-7/8

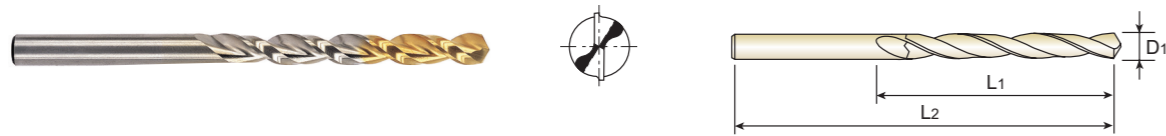
Tolerance Diameter (Inch)	
up to 1/8(.1250)	0 ~ -.0005
over 1/8(.1250) up to 1/4(.2500)	0 ~ -.0007
over 1/4(.2500) up to 1/2(.5000)	0 ~ -.0010

P		H	M	K	N				S	
Carbon Steels	Alloy Steels	Prehardened Steels	Hardened Steels	Stainless Steels	Cast Iron	Aluminum	Copper	Bronze	CFRP	Titanium
~HB225	HB225~325	HRc20~40	HRc45~55 HRc55~							
◎	◎			○		○				○

GOLD-P COATED DRILLS (ANSI) HSSCo5 STRAIGHT SHANK, DH100 for DEEP HOLE

JOBBER
DLGP511 SERIES
DLGP513 SERIES

- ▶ **Flute Geometry** : Right hand, approx. 38° helix angle, parabolic flute
- ▶ **Point Angle** : 130°, Split point
- ▶ **Surface Treatment** : TiN-tip coating
- ▶ **Application** : Improved chip removal in most materials, especially in deep drilling applications



▶ DH100 Worm Pattern Drills

▶ Fractional sizes

EDP No.	Diameter		Flute Length L1	Overall Length L2
	Fractional D1	Decimal D1		
* DLGP511005	5/64	.0781	1	2
* DLGP511006	3/32	.0938	1-1/4	2-1/4
* DLGP511007	7/64	.1094	1-1/2	2-5/8
* DLGP511008	1/8	.1250	1-5/8	2-3/4
* DLGP511009	9/64	.1406	1-3/4	2-7/8
* DLGP511010	5/32	.1563	2	3-1/8
* DLGP511011	11/64	.1719	2-1/8	3-1/4
* DLGP511012	3/16	.1875	2-5/16	3-1/2
* DLGP511013	13/64	.2031	2-7/16	3-5/8
* DLGP511014	7/32	.2188	2-1/2	3-3/4
* DLGP511015	15/64	.2344	2-5/8	3-7/8
* DLGP511016	1/4	.2500	2-3/4	4
* DLGP511017	17/64	.2656	2-7/8	4-1/8
* DLGP511018	9/32	.2813	2-15/16	4-1/4
* DLGP511019	19/64	.2969	3-1/16	4-3/8
* DLGP511020	5/16	.3125	3-3/16	4-1/2
** DLGP511021	21/64	.3281	3-5/16	4-5/8
** DLGP511022	11/32	.3438	3-7/16	4-3/4
** DLGP511023	23/64	.3594	3-1/2	4-7/8
** DLGP511024	3/8	.3750	3-5/8	5
** DLGP511025	25/64	.3906	3-3/4	5-1/8
** DLGP511026	13/32	.4063	3-7/8	5-1/4
** DLGP511027	27/64	.4219	3-15/16	5-3/8
** DLGP511028	7/16	.4375	4-1/16	5-1/2
** DLGP511029	29/64	.4531	4-3/16	5-5/8
** DLGP511030	15/32	.4688	4-5/16	5-3/4
** DLGP511031	31/64	.4844	4-3/8	5-7/8
** DLGP511032	1/2	.5000	4-1/2	6

▶ Letter sizes

EDP No.	Diameter		Flute Length L1	Overall Length L2
	Letter D1	Decimal D1		
* DLGP513101	A	.2340	2-5/8	3-7/8
* DLGP513102	B	.2380	2-3/4	4
* DLGP513103	C	.2420	2-3/4	4
* DLGP513104	D	.2460	2-3/4	4
* DLGP511105	E	.2500	2-3/4	4
* DLGP513106	F	.2570	2-7/8	4-1/8
* DLGP513107	G	.2610	2-7/8	4-1/8
* DLGP513108	H	.2660	2-7/8	4-1/8
* DLGP513109	I	.2720	2-7/8	4-1/8
* DLGP513110	J	.2770	2-7/8	4-1/8
* DLGP513111	K	.2810	2-15/16	4-1/4
* DLGP513112	L	.2900	2-15/16	4-1/4
* DLGP513113	M	.2950	3-1/16	4-3/8
* DLGP513114	N	.3020	3-1/16	4-3/8
* DLGP513115	O	.3160	3-3/16	4-1/2
* DLGP513116	P	.3230	3-5/16	4-5/8
** DLGP513117	Q	.3320	3-7/16	4-3/4
** DLGP513118	R	.3390	3-7/16	4-3/4
** DLGP513119	S	.3480	3-1/2	4-7/8
** DLGP513120	T	.3580	3-1/2	4-7/8
** DLGP513121	U	.3680	3-5/8	5
** DLGP513122	V	.3770	3-5/8	5
** DLGP513123	W	.3860	3-3/4	5-1/8
** DLGP513124	X	.3970	3-3/4	5-1/8
** DLGP513125	Y	.4040	3-7/8	5-1/4
** DLGP513126	Z	.4130	3-7/8	5-1/4

- * 10 pieces per package
- ** 5 pieces per package

Tolerance Diameter (Inch)	
up to 1/8(.1250)	0 ~ -.0005
over 1/8(.1250) up to 1/4(.2500)	0 ~ -.0007
over 1/4(.2500) up to 1/2(.5000)	0 ~ -.0010

◎ : Excellent ○ : Good

P		H		M	K	N				S
Carbon Steels	Alloy Steels	Prehardened Steels	Hardened Steels	Stainless Steels	Cast Iron	Aluminum	Copper	Bronze	CFRP	Titanium
~HB225	HB225~325	HRc20~40	HRc45~55 HRc55~							
◎	◎				○					

GOLD-P COATED DRILLS (ANSI) HSSCo5 STRAIGHT SHANK, DH100 for DEEP HOLE

JOBBER
DLGP512 SERIES

- ▶ **Flute Geometry** : Right hand, approx. 38° helix angle, parabolic flute
- ▶ **Point Angle** : 130°, Split point
- ▶ **Surface Treatment** : TiN-tip coating
- ▶ **Application** : Improved chip removal in most materials, especially in deep drilling applications



▶ DH100 Worm Pattern Drills

▶ Wire gauge sizes

EDP No.	Diameter		Flute Length L1	Overall Length L2
	Wire gauge D1	Decimal D1		
* DLGP512247	1	.2280	2-5/8	3-7/8
* DLGP512246	2	.2210	2-5/8	3-7/8
* DLGP512245	3	.2130	2-1/2	3-3/4
* DLGP512244	4	.2090	2-1/2	3-3/4
* DLGP512243	5	.2055	2-1/2	3-3/4
* DLGP512242	6	.2040	2-1/2	3-3/4
* DLGP512241	7	.2010	2-7/16	3-5/8
* DLGP512240	8	.1990	2-7/16	3-5/8
* DLGP512239	9	.1960	2-7/16	3-5/8
* DLGP512238	10	.1935	2-7/16	3-5/8
* DLGP512237	11	.1910	2-5/16	3-1/2
* DLGP512236	12	.1890	2-5/16	3-1/2
* DLGP512235	13	.1850	2-5/16	3-1/2
* DLGP512234	14	.1820	2-3/16	3-3/8
* DLGP512233	15	.1800	2-3/16	3-3/8
* DLGP512232	16	.1770	2-3/16	3-3/8
* DLGP512231	17	.1730	2-3/16	3-3/8
* DLGP512230	18	.1695	2-1/8	3-1/4
* DLGP512229	19	.1660	2-1/8	3-1/4
* DLGP512228	20	.1610	2-1/8	3-1/4
* DLGP512227	21	.1590	2-1/8	3-1/4
* DLGP512226	22	.1570	2	3-1/8
* DLGP512225	23	.1540	2	3-1/8
* DLGP512224	24	.1520	2	3-1/8

Tolerance Diameter (Inch)	
up to 1/8(.1250)	0 ~ -.0005
over 1/8(.1250) up to 1/4(.2500)	0 ~ -.0007
over 1/4(.2500) up to 1/2(.5000)	0 ~ -.0010

- * 10 pieces per package

◎ : Excellent ○ : Good

P		H		M	K	N				S
Carbon Steels	Alloy Steels	Prehardened Steels	Hardened Steels	Stainless Steels	Cast Iron	Aluminum	Copper	Bronze	CFRP	Titanium
~HB225	HB225~325	HRc20~40	HRc45~55 HRc55~							
◎	◎				○					

GOLD-P COATED DRILL SETS



► DIN Jobber Length

SET No.	DESCRIPTION	SIZE	Q'TY
D1GP165SET1	HSS Straight Shank, Split Point (Ø1.0 & Ø1.5 : Normal point)	1.0-10.0x0.5mm step	19 pcs
D1GP165SET2	HSS Straight Shank, Split Point (Ø1.0 & Ø1.5 : Normal point)	1.0-13.0x0.5mm step	25 pcs
D1GP165SET3	HSS Straight Shank, Split Point (Ø1.0 & Ø1.5 : Normal point)	1.0-10.5x0.5mm step +3.3+4.2+6.8+10.2	24 pcs
DLGP195SET1	HSS-E Straight Shank, Split Point (Ø1.0 & Ø1.5 : Normal point)	1.0-10.0x0.5mm step	19 pcs
DLGP195SET2	HSS-E Straight Shank, Split Point (Ø1.0 & Ø1.5 : Normal point)	1.0-13.0x0.5mm step	25 pcs
DLGP195SET3	HSS-E Straight Shank, Split Point (Ø1.0 & Ø1.5 : Normal point)	1.0-10.5x0.5mm step +3.3+4.2+6.8+10.2	24 pcs
DLGPSET982	HSS-E Straight Shank, Split Point (Ø1.0 ~ Ø1.5 : Normal point)	1.0-10.0x0.1mm step	91 pcs

► JIS Regular Length

SET No.	DESCRIPTION	SIZE	Q'TY
D1GP103SET1	HSS Straight Shank, Normal Point	1.0-10.0x0.5mm step	19 pcs
D1GP103SET2	HSS Straight Shank, Normal Point	1.0-13.0x0.5mm step	25 pcs
D2GP191SET1	HSSCo8 Straight Shank, Split Point (Ø1.0 & Ø1.5 : Normal point)	1.0-10.0x0.5mm step	19 pcs
D2GP191SET2	HSSCo8 Straight Shank, Split Point (Ø1.0 & Ø1.5 : Normal point)	1.0-13.0x0.5mm step	25 pcs

► ANSI Jobber Length

SET No.	Series No.	DESCRIPTION	SIZE	Q'TY
D1GP138 SET	D1GP SET924	HSS Straight Shank, Split Point (#53 ~ #56 : Normal point)	# 1 ~ #56(Wire gauge)	56 pcs
D1GP139 SET	D1GP SET925	HSS Straight Shank, Split Point	A~Z(Letter)	26 pcs
D1GP182 SET	D1GP SET926	HSS Straight Shank, Split Point (under 1/16 : Normal Point)	Ø3/64~Ø1/2(Fractional)	29 pcs
D2GP185 SET	D2GP SET927	HSSCo8 Straight Shank, Split Point (under 1/16 : Normal Point)	Ø3/64~Ø1/2(Fractional)	29 pcs
D2GP186 SET	D2GP SET928	HSSCo8 Straight Shank, Split Point	A~Z(Letter)	26 pcs
D2GP187 SET	D2GP SET930	HSSCo8 Straight Shank, Split Point (#53 ~ #56 : Normal point)	# 1 ~ #56(Wire gauge)	56 pcs
DLGP511 SET	DLGP SET931	HSSCo5 Straight Shank, Split Point	Ø5/64~Ø1/2(Fractional)	28 pcs
DLGP512 SET	DLGP SET932	HSSCo5 Straight Shank, Split Point	# 1 ~ #47(Wire gauge)	47 pcs
DLGP513 SET	DLGP SET933	HSSCo5 Straight Shank, Split Point	A~Z(Letter)	26 pcs

RECOMMENDED CUTTING CONDITIONS

GOLD-P DRILLS

GOLD-P COATED DRILLS

D1GP125 | D1GP165 | DLGP195 | D1GP103 | D1GP123 | D2GP191 SERIES

WORK MATERIAL	P						M		N		S			
	CARBON STEELS		CARBON STEELS		ALLOY STEELS		STAINLESS STEELS		ALUMINUM ALLOYS, ZINC ALLOYS		MAGNESIUM ALLOYS		TITANIUM ALLOYS	
HARDNESS			~ HRc23		~ HRc23 ~ 34		HRc23						~ 410 N/mm ²	
STRENGTH	~ 570 N/mm ²		~ 830 N/mm ²		810 ~ 1110 N/mm ²		~ 830 N/mm ²							
DRILLING SPEED	35 ~ 45 m/min		30 ~ 40 m/min		20 ~ 25 m/min		20 ~ 25 m/min		85 ~ 95 m/min		30 ~ 35 m/min		20 ~ 25 m/min	
DIAMETER	N	S	N	S	N	S	N	S	N	S	N	S	N	S
1.0	14000	0.02	12500	0.02	7700	0.02	7000	0.02	30000	0.02	11500	0.03	8050	0.02
2.0	7000	0.06	6100	0.06	3850	0.06	3500	0.06	15000	0.06	5800	0.09	4050	0.06
3.0	4650	0.10	4100	0.08	2550	0.08	2350	0.08	9900	0.10	3850	0.13	2700	0.08
4.0	3500	0.11	3050	0.11	1950	0.10	1750	0.10	7450	0.11	2900	0.15	2000	0.09
5.0	2800	0.12	2450	0.11	1550	0.10	1400	0.10	5950	0.12	2300	0.17	1600	0.10
6.0	2350	0.14	2050	0.13	1300	0.12	1150	0.12	4950	0.14	1950	0.19	1350	0.12
7.0	2000	0.16	1750	0.15	1100	0.14	1000	0.14	4250	0.16	1650	0.22	1150	0.14
8.0	1750	0.18	1550	0.18	960	0.15	875	0.15	3700	0.18	1450	0.24	1000	0.15
9.0	1550	0.20	1350	0.22	855	0.18	780	0.18	3300	0.20	1280	0.27	895	0.17
10.0	1400	0.21	1250	0.22	770	0.18	700	0.18	3000	0.23	1150	0.29	805	0.18
11.0	1250	0.22	1100	0.22	700	0.18	650	0.18	2700	0.23	1050	0.30	730	0.18
12.0	1150	0.23	1000	0.22	650	0.20	585	0.20	2480	0.23	960	0.31	670	0.20
13.0	1050	0.23	950	0.22	595	0.20	540	0.20	2300	0.23	890	0.31	620	0.20

N = R.P.M
S = Feed per Revolution (mm/rev.)

DLGP506 SERIES

WORK MATERIAL	P				K			
	CARBON STEELS ALLOY STEELS		TOOL STEELS HARDENED STEELS		SOFT GREY CAST IRON		HARD GREY CAST IRON	
HARDNESS	HRc15 ~ 30		HRc20 ~ 40					
STRENGTH	700 ~ 1000 N/mm ²		800 ~ 1200 N/mm ²					
DRILLING SPEED	23 ~ 28 m/min		15 ~ 20 m/min		40 ~ 50 m/min		25 ~ 30 m/min	
DIAMETER	N	S	N	S	N	S	N	S
1.0	8750	0.02	6300	0.02	16000	0.02	9800	0.02
2.0	4400	0.06	3150	0.06	7900	0.07	4900	0.07
3.0	2900	0.08	2100	0.08	5250	0.11	3250	0.11
4.0	2200	0.09	1600	0.09	3950	0.14	2450	0.14
5.0	1750	0.10	1250	0.10	3150	0.14	1950	0.14
6.0	1450	0.12	1050	0.12	2650	0.18	1650	0.18
7.0	1250	0.14	900	0.14	2250	0.20	1400	0.20
8.0	1100	0.15	790	0.15	1950	0.22	1250	0.22
9.0	975	0.17	700	0.17	1750	0.24	1100	0.24
10.0	875	0.18	630	0.18	1600	0.28	980	0.28
11.0	800	0.20	575	0.20	1450	0.28	890	0.28
12.0	730	0.20	525	0.20	1300	0.28	815	0.28
13.0	675	0.20	485	0.20	1200	0.28	755	0.28

N = R.P.M
S = Feed per Revolution (mm/rev.)

GOLD-P COATED DRILLS

D1GP182 | D1GP139 | D1GP138 |
D2GP185 | D2GP186 | D2GP187 SERIES

WORK MATERIAL			P						M	
			CARBON STEELS		CARBON STEELS		ALLOY STEELS		STAINLESS STEELS	
HARDNESS					~ HRc23		HRc23 ~ 34		~ HRc23	
STRENGTH			~ 570N/mm ²		~ 830N/mm ²		830~1110N/mm ²		~ 830N/mm ²	
DIAMETER										
Inch	Decimal	Metric	N	S	N	S	N	S	N	S
3/64	.0469	1.0	14000	.0008	12500	.0008	7700	.0008	7000	.0008
#47	.0785	2.0	7000	.0023	6100	.0024	3850	.0024	3500	.0024
#32	.1160	3.0	4650	.0038	4100	.0031	2550	.0031	2350	.0031
#22	.1570	4.0	3500	.0044	3050	.0043	1950	.0039	1750	.0039
#9	.1960	5.0	2800	.0049	2450	.0043	1550	.0039	1400	.0039
B	.2380	6.0	2350	.0056	2050	.0051	1300	.0047	1150	.0047
J	.2770	7.0	2000	.0064	1750	.0059	1100	.0055	1000	.0055
O	.3160	8.0	1750	.0072	1550	.0071	960	.0059	875	.0059
T	.3580	9.0	1550	.0077	1350	.0087	855	.0071	780	.0071
X	.3970	10.0	1400	.0084	1250	.0087	770	.0071	700	.0071
7/16	.4375	11.0	1250	.0087	1100	.0087	700	.0071	650	.0071
15/32	.4688	12.0	1150	.0090	1000	.0087	650	.0079	585	.0079
1/2	.5000	13.0	1050	.0090	950	.0087	595	.0079	540	.0079

WORK MATERIAL			N				S	
			ALUMINUM ALLOYS, ZINC ALLOYS		MAGNESIUM ALLOYS		TITANIUM ALLOYS	
HARDNESS								
STRENGTH							~410N/mm ²	
DIAMETER								
Inch	Decimal	Metric	N	S	N	S	N	S
3/64	.0469	1.0	30000	.0008	11500	.0012	8050	.0008
#47	.0785	2.0	15000	.0023	5800	.0035	4050	.0024
#32	.1160	3.0	9900	.0038	3850	.0051	2700	.0031
#22	.1570	4.0	7450	.0044	2900	.0059	2000	.0035
#9	.1960	5.0	5950	.0049	2300	.0067	1600	.0039
B	.2380	6.0	4950	.0056	1950	.0075	1350	.0047
J	.2770	7.0	4250	.0064	1650	.0087	1150	.0055
O	.3160	8.0	3700	.0072	1450	.0094	1000	.0059
T	.3580	9.0	3300	.0079	1280	.0106	895	.0067
X	.3970	10.0	3000	.0090	1150	.0114	805	.0071
7/16	.4375	11.0	2700	.0090	1050	.0118	730	.0071
15/32	.4688	12.0	2480	.0090	960	.0122	670	.0079
1/2	.5000	13.0	2300	.0090	890	.0122	620	.0079

N = R.P.M
S = Inch per Revolution(inch/rev.)

GOLD-P COATED DRILLS

DLGP511 | DLGP513 | DLGP512 SERIES

WORK MATERIAL			P				K			
			CARBON STEELS ALLOY STEELS		TOOL STEELS HARDENED STEELS		SOFT GREY CAST IRON		HARD GREY CAST IRON	
HARDNESS			HRc15 ~ 30		HRc20 ~ 40					
STRENGTH			700 ~ 1000 N/mm ²		800 ~ 1200 N/mm ²					
DIAMETER										
Inch	Decimal	Metric	N	S	N	S	N	S	N	S
3/64	.0469	1.0	8750	.0008	6300	.0008	16000	.0008	9800	.0008
#47	.0785	2.0	4400	.0022	3150	.0022	7900	.0027	4900	.0027
#32	.1160	3.0	2900	.0032	2100	.0032	5250	.0043	3250	.0043
#22	.1570	4.0	2200	.0036	1600	.0036	3950	.0054	2450	.0054
#9	.1960	5.0	1750	.0041	1250	.0041	3150	.0054	1950	.0054
B	.2380	6.0	1450	.0047	1050	.0047	2650	.0069	1650	.0069
J	.2770	7.0	1250	.0054	900	.0054	2250	.0078	1400	.0078
O	.3160	8.0	1100	.0060	790	.0060	1950	.0087	1250	.0087
T	.3580	9.0	975	.0066	700	.0066	1750	.0095	1100	.0095
X	.3970	10.0	875	.0071	630	.0071	1600	.0108	980	.0108
7/16	.4375	11.0	800	.0077	575	.0077	1450	.0108	890	.0108
15/32	.4688	12.0	730	.0077	525	.0077	1300	.0108	815	.0108
1/2	.5000	13.0	675	.0077	485	.0077	1200	.0108	755	.0108

N = R.P.M
S = Inch per Revolution(inch/rev.)

MEMO

HIGH QUALITY PRODUCTS and ON TIME DELIVERY for WORLD-WIDE CUSTOMERS

Since 1982, YG-1 has been committed to quality, innovation and the unique customer experience. Our performance and experience have granted YG-1 the global impression of one of the leading manufacturers of high quality cutting tool solutions. This global footprint expands over 75 countries, with international logistic centers, pledging to our customers to give the best service available today - and tomorrow.

EUROPE

 BELGIUM	 FINLAND	 ITALY	 PORTUGAL	 SLOVENIA	 THE NETHERLANDS
 CROATIA	 FRANCE	 LITHUANIA	 ROMANIA	 SPAIN	 TURKEY
 CZECH REPUBLIC	 GERMANY	 NORWAY	 RUSSIA	 SWEDEN	 UNITED KINGDOM
 DENMARK	 HUNGARY	 POLAND	 SERBIA	 SWITZERLAND	

ASIA PACIFIC

 AUSTRALIA	 INDONESIA	 KINGDOM OF SAUDI ARABIA	 SINGAPORE	 UNITED ARAB EMIRATES
 CHINA	 IRAN	 MALAYSIA	 SOUTH KOREA	 VIETNAM
 HONG KONG	 ISRAEL	 PAKISTAN	 TAIWAN	
 INDIA	 JAPAN	 PHILIPPINES	 THAILAND	

AMERICAS

 BRAZIL	 CANADA	 COLOMBIA	 MEXICO	 UNITED STATES
--	--	--	--	---

AFRICA

 EGYPT	 SOUTH AFRICA
---	--

 **YG-1 CO., LTD.**

* For the more information on sales network, please contact the head office as below;

YG-1 HEAD OFFICE

211, Sewolcheon-ro, Bupyeong-gu, Incheon, South Korea
Phone : +82-32-526-0909
E-mail : yg1@yg1.kr
www.yg1.kr